

Provider: Sample Report
Patient:
Accession #:
Collected:

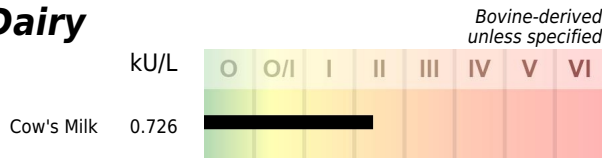
Sex:
Age:
Received:

Sample Type: Serum
Date of Birth:
Completed:

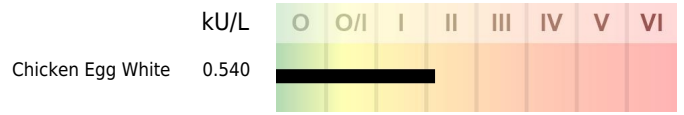
IgE ██████████

CLIA #: 50D0965661
COLA accredited

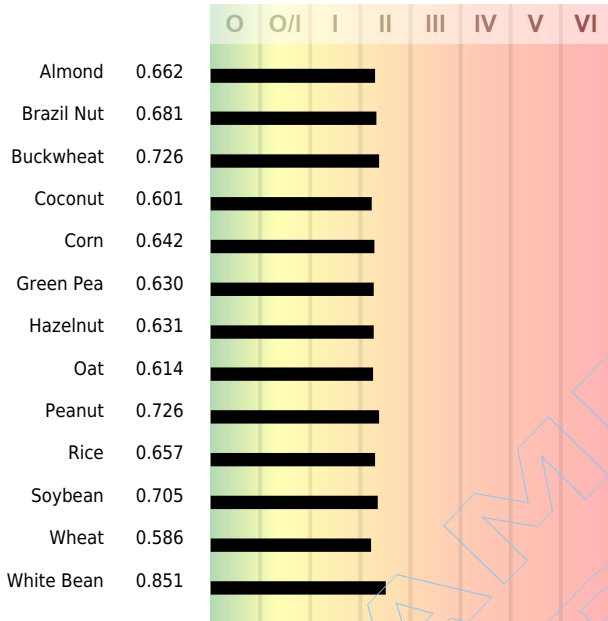
Dairy



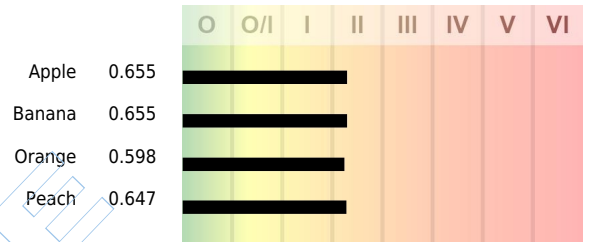
Egg



Grains/Legumes/Nuts



Fruits

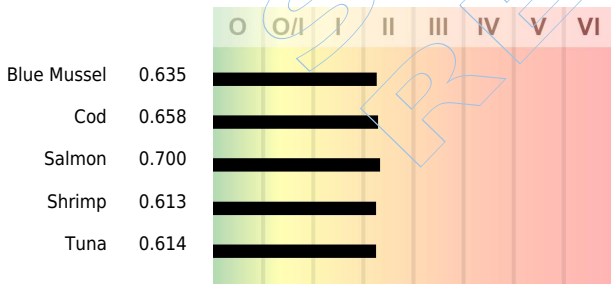


Miscellaneous



Total IgE*: 36 IU/mL
Reference Range:
≥10 years: ≤87.0 IU/mL
<10 years: Not available

Fish/Crustacea/Mollusk



Vegetables



O	O/I	I	II	III	IV	V	VI
<0.10 Absent or Not Detectable	0.10-0.24 Very Low	0.25-0.39 Low	0.40-1.29 Moderate	1.30-3.89 High	3.90-14.99 Very High	15-24.99 Very High	≥25 Very High

*The Total IgE is performed using Immulite System, and the reference range is updated accordingly. The IgE Chemiluminescent assay used by US BioTek Laboratories has been cleared by the U.S. Food and Drug Administration. The performance characteristics of the IgE assay has been verified by US BioTek Laboratories, LLC, 16020 Linden Ave N, Shoreline, WA 98133, USA. IgE test results should be used in conjunction with other relevant clinical information by healthcare providers to diagnose IgE-mediated allergic disorders. Higher total IgE levels may suggest elevated clinical reactivity to specific foods but should be interpreted in conjunction with other relevant information.