

Physician: Sample Report
Patient: Sex:
Accession #: Sample Type: Serum
Collected: Received: Completed:

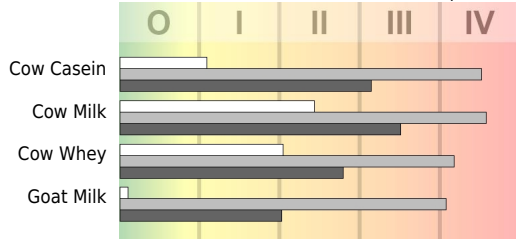
Date of Birth:

IgA
IgG
IgG4

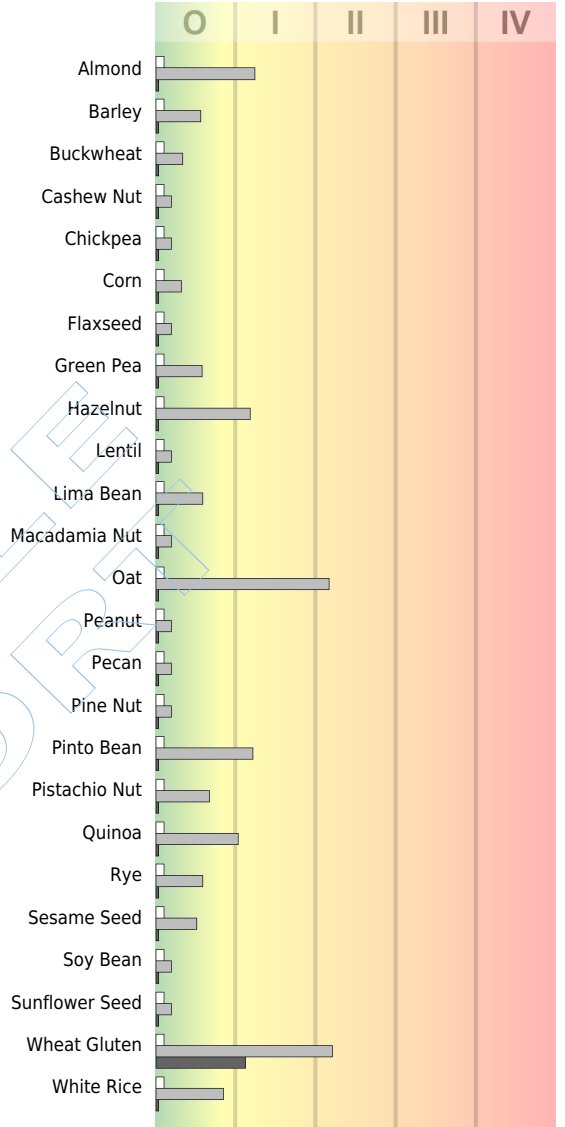
CLIA #: 50D0965661
COLA accredited

Dairy

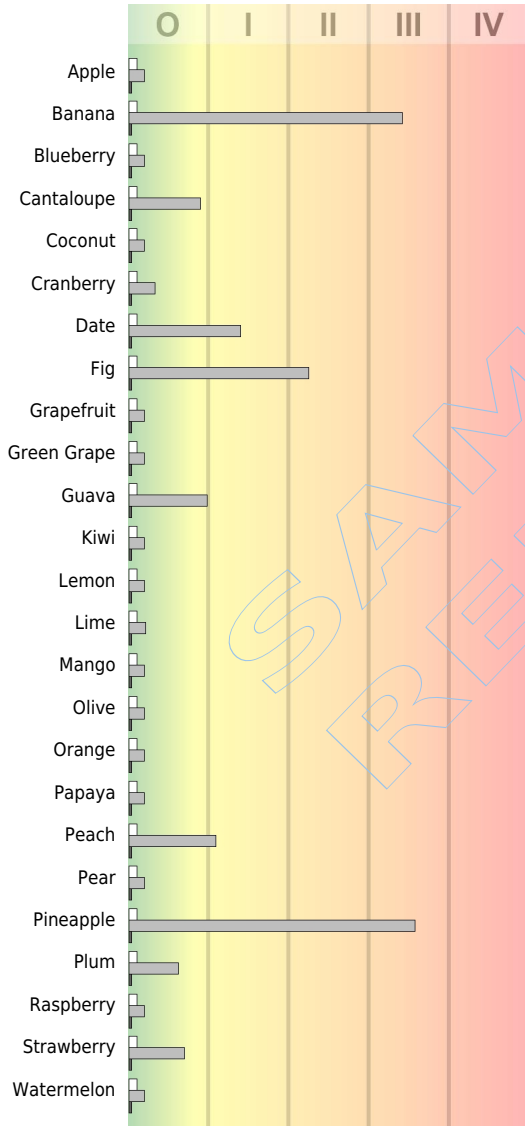
Bovine-derived unless specified



Grains/Legumes/Nuts



Fruits



© US BioTek Laboratories

Reaction Class

Director: Stephen Markus, MD

	0	I	II	III	IV
IgA (mg/L)	<1.95	≥1.95-3.90	>3.90-15.60	>15.60-29.90	>29.90
IgG (mg/L)	<2.50	≥2.50-5.00	>5.00-20.30	>20.30-47.10	>47.10
IgG4 (mg/L)	<1.20	≥1.20-4.70	>4.70-18.80	>18.80-37.50	>37.50
	Undetected	Low	Moderate	High	Very High

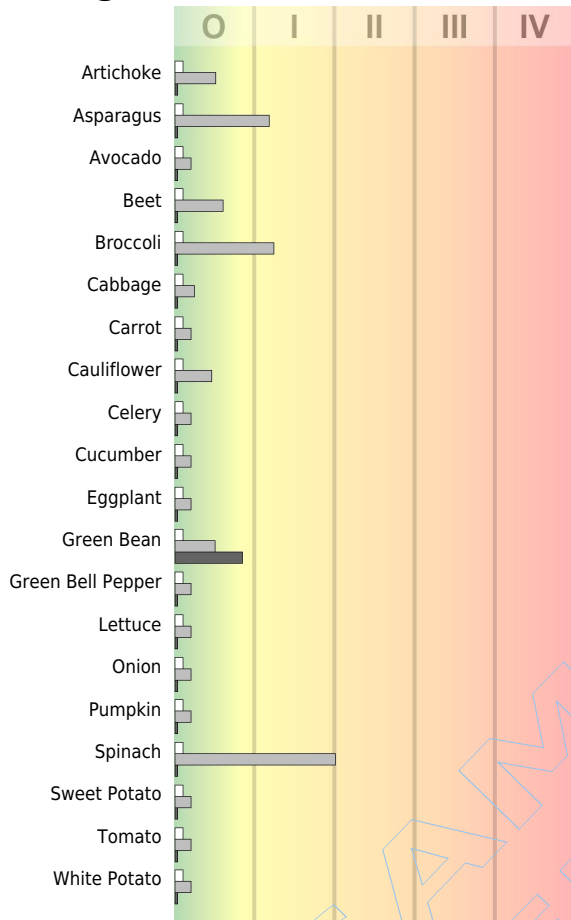
US BioTek Laboratories' proprietary ELISA analyses are designed to assay specific IgG (subclasses 1, 2, 3, 4) and IgA (subclasses 1, 2) antibodies. The classification of 0 to IV denotes the level of IgG and/or IgA antibodies detected through spectrophotometric analysis. The antigens on the panel are subject to change without prior notice. Reference ranges are updated periodically. This test was developed and its performance characteristics determined by US BioTek Laboratories, LLC, 16020 Linden Ave N, Shoreline, WA 98133, USA. Test methodology has not been cleared or approved by the U.S. Food and Drug Administration. Not all antigens follow primary reference ranges for IgG.

Physician: Sample Report
Patient: Sex:
Accession #: Age:
Collected: Received: Sample Type: Serum Date of Birth: Completed:

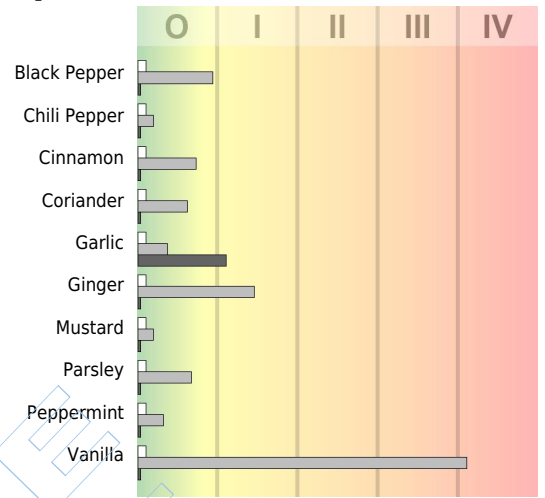
IgA
IgG
IgG4

CLIA #: 50D0965661
COLA accredited

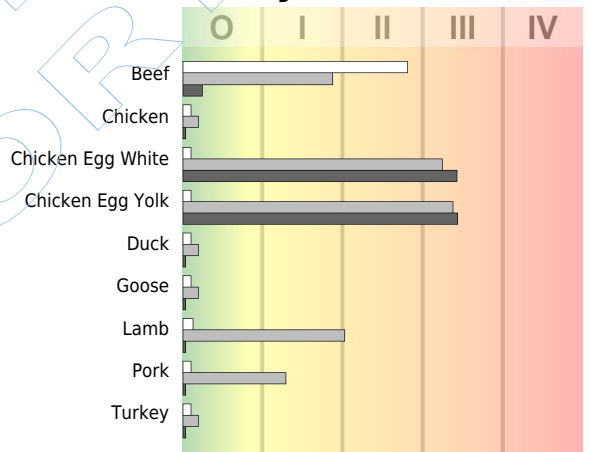
Vegetables




Spices



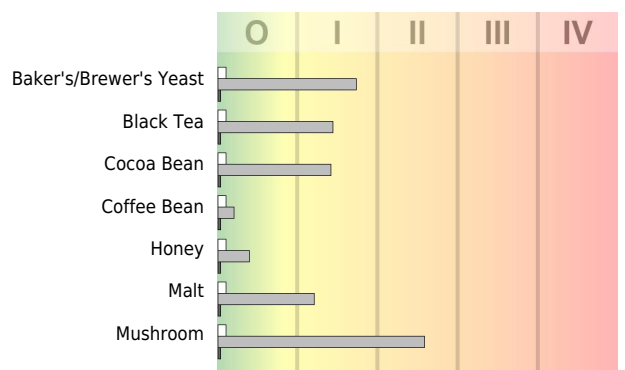
Meat/Poultry



Fish/Crustacea/Mollusk



Misc



© US BioTek Laboratories

Reaction Class

Director: Stephen Markus, MD

	0	I	II	III	IV
IgA (mg/L)	<1.95	≥1.95-3.90	>3.90-15.60	>15.60-29.90	>29.90
IgG (mg/L)	<2.50	≥2.50-5.00	>5.00-20.30	>20.30-47.10	>47.10
IgG4 (mg/L)	<1.20	≥1.20-4.70	>4.70-18.80	>18.80-37.50	>37.50
	Undetected	Low	Moderate	High	Very High

US BioTek Laboratories' proprietary ELISA analyses are designed to assay specific IgG (subclasses 1, 2, 3, 4) and IgA (subclasses 1, 2) antibodies. The classification of 0 to IV denotes the level of IgG and/or IgA antibodies detected through spectrophotometric analysis. The antigens on the panel are subject to change without prior notice. Reference ranges are updated periodically. This test was developed and its performance characteristics determined by US BioTek Laboratories, LLC, 16020 Linden Ave N, Shoreline, WA 98133, USA. Test methodology has not been cleared or approved by the U.S. Food and Drug Administration. Not all antigens follow primary reference ranges for IgG.