

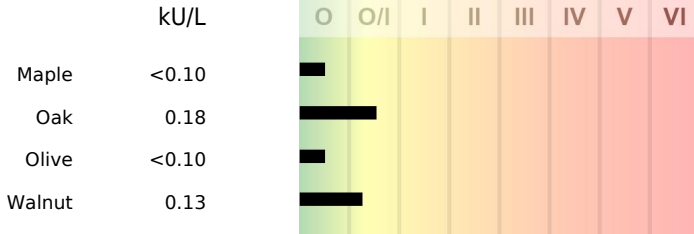
Physician: Sample Report
Patient: Sex:
Accession #: 2017000000
Collected:

Age:
Sample Type: Serum
Received: Completed:
Date of Birth:

IgE ██████████

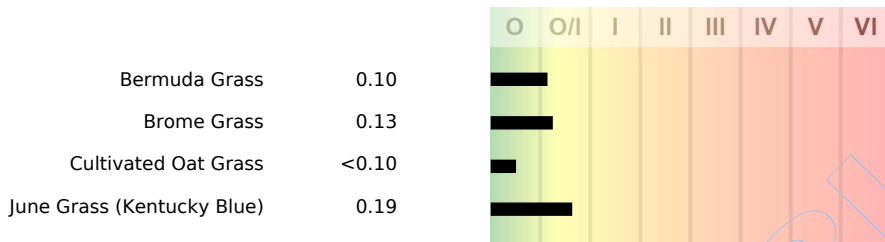
CLIA #: 50D0965661
COLA accredited

Trees

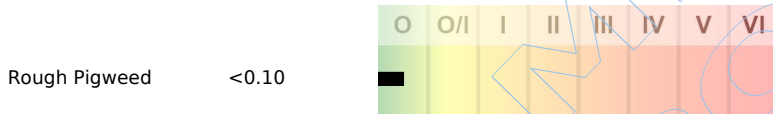


Total IgE: 6.53 IU/mL
Reference Range:
≥10 years: ≤158.0 IU/mL
<10 years: Not available

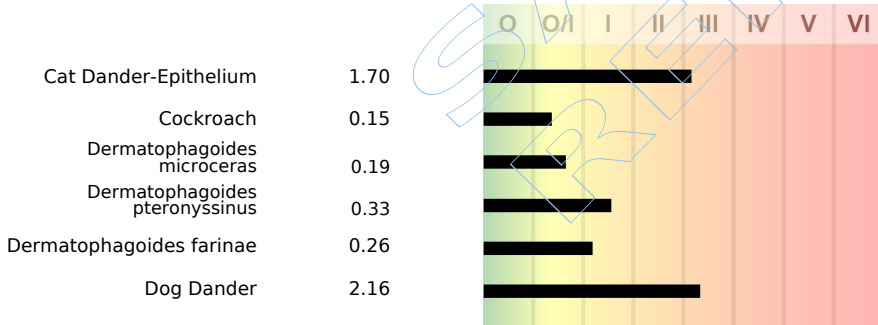
Grass



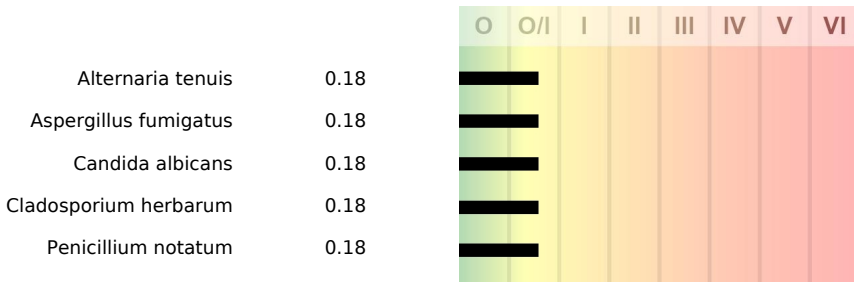
Weeds



Misc



Molds



© US BioTek Laboratories

Reaction Class

Director: Stephen Markus, MD



*The Total IgE is performed using ADVIA Centaur CP System, and the reference range is updated accordingly.

The IgE Chemiluminescent assay used by US BioTek Laboratories has been cleared by the U.S. Food and Drug Administration. The performance characteristics of the IgE assay has been verified by US BioTek Laboratories. IgE test results should be used in conjunction with other relevant clinical information by healthcare providers to diagnose IgE-mediated allergic disorders. Higher total IgE levels may suggest elevated clinical reactivity to specific foods but should be interpreted in conjunction with other relevant information.